

# Supplemental Information Packet

Public Communications Received by 3:00 p.m.

Presentations for Agenda Items 3 and 6

Supplemental Packet Date: February 22, 2022

A.Gomez

**Supplemental Information:**

Any Agenda related public documents received and distributed to a majority of the City Council after the Agenda Packet is printed are included in Supplemental Packets. Supplemental Packets are produced as needed. The Supplemental Packet is available in the City Clerk's Office, 501 Poli Street, Room 204, Ventura, during normal business hours as well as on the City's Website - <https://www.cityofventura.ca.gov/716/Water-Commission>.

**From:** [Susan Rungren](#)  
**To:** [Tracy Oehler](#); [Amelia Gomez](#)  
**Cc:** [Hogan, Miles](#)  
**Subject:** FW: -EXT- Online Form Submittal: Public Comment Form  
**Date:** Tuesday, February 22, 2022 3:38:01 PM

---

FYI

---

**From:** noreply@cityofventura.ca.gov <noreply@cityofventura.ca.gov>  
**Sent:** Tuesday, February 22, 2022 2:47 PM  
**To:** Debra Gallegos <dgallegos@cityofventura.ca.gov>; Amanda DeLeon <adeleon@cityofventura.ca.gov>; Susan Rungren <srungren@cityofventura.ca.gov>  
**Subject:** -EXT- Online Form Submittal: Public Comment Form

## Public Comment Form

### Disclosure:

*Providing your name/contact information is optional to participate in a Public Meeting. However by providing, it will allow staff to follow-up with you on your item. All emails submitted to any Legislative Body are Public Records. Copies of forms submitted are posted online, with name and contact information redacted. You may only submit one comment form per agenda item. You may submit more than one form per agenda to address additional topics.*

---

### Submission Deadlines:

*Submit your Comment Form at least 2 hours prior to the scheduled/posted start time of the meeting, as stated on the posted Agenda. If submitting a comment during a meeting, please submit before the Agenda Item concludes, during a Live Meeting, to be considered part of the record. Select the Legislative/Hearing Body below to ensure your comment is emailed to the correct body.*

---

Name	Michael Shevlin
Address	██████████
Phone Number	██████████
Email Address	██████████
Select Legislative/Hearing Body	Water Commission
Meeting Date	2/22/2022
Select a Topic:	Public Comments
Recommendation	<i>Field not completed.</i>

---

Written Comments

Ventura Water charged me \$1,161 on the January bill for a 3-bedroom, 2-bathroom house. My normal bill is \$60-80. The bill states that I used 178 HCF or 133,144 gallons of water during this time period. I complained to Ventura Water about the high water bill and said it must be a computer error. They said there was no computer error. Attached are the water usage charts for the January bill, for Oct 2021 to Jan 2022 and monthly usage. You can see there is a 2-week period when the water usage spiked. To me this looks like a computer error and not normal water usage. Can you help me resolve this matter with Ventura Water?

---

Upload Files



---

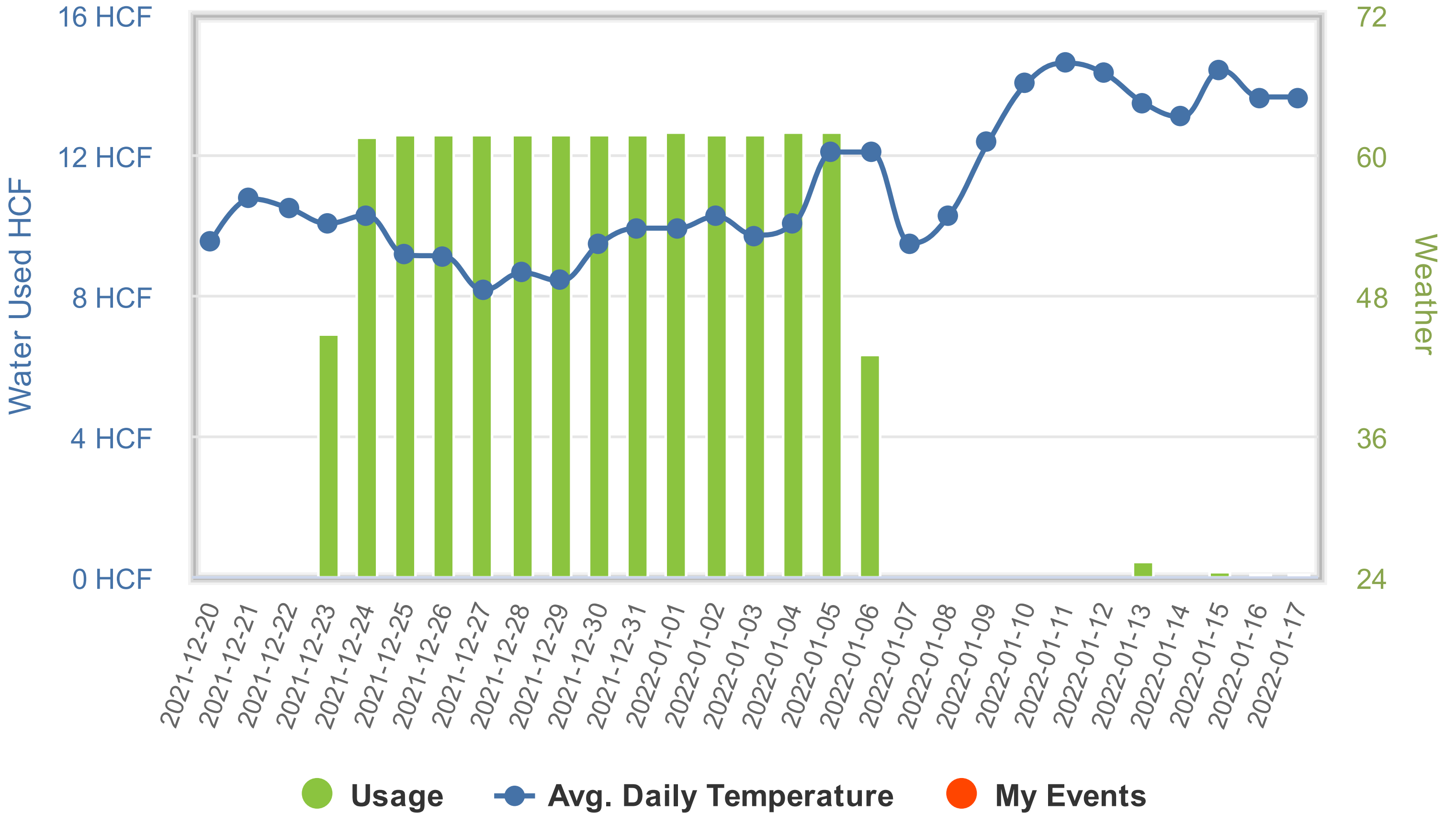
Email not displaying correctly? [View it in your browser.](#)

**CAUTION: This email originated from outside the City of Ventura. Exercise caution when opening attachments or clicking links, especially from unknown senders.**

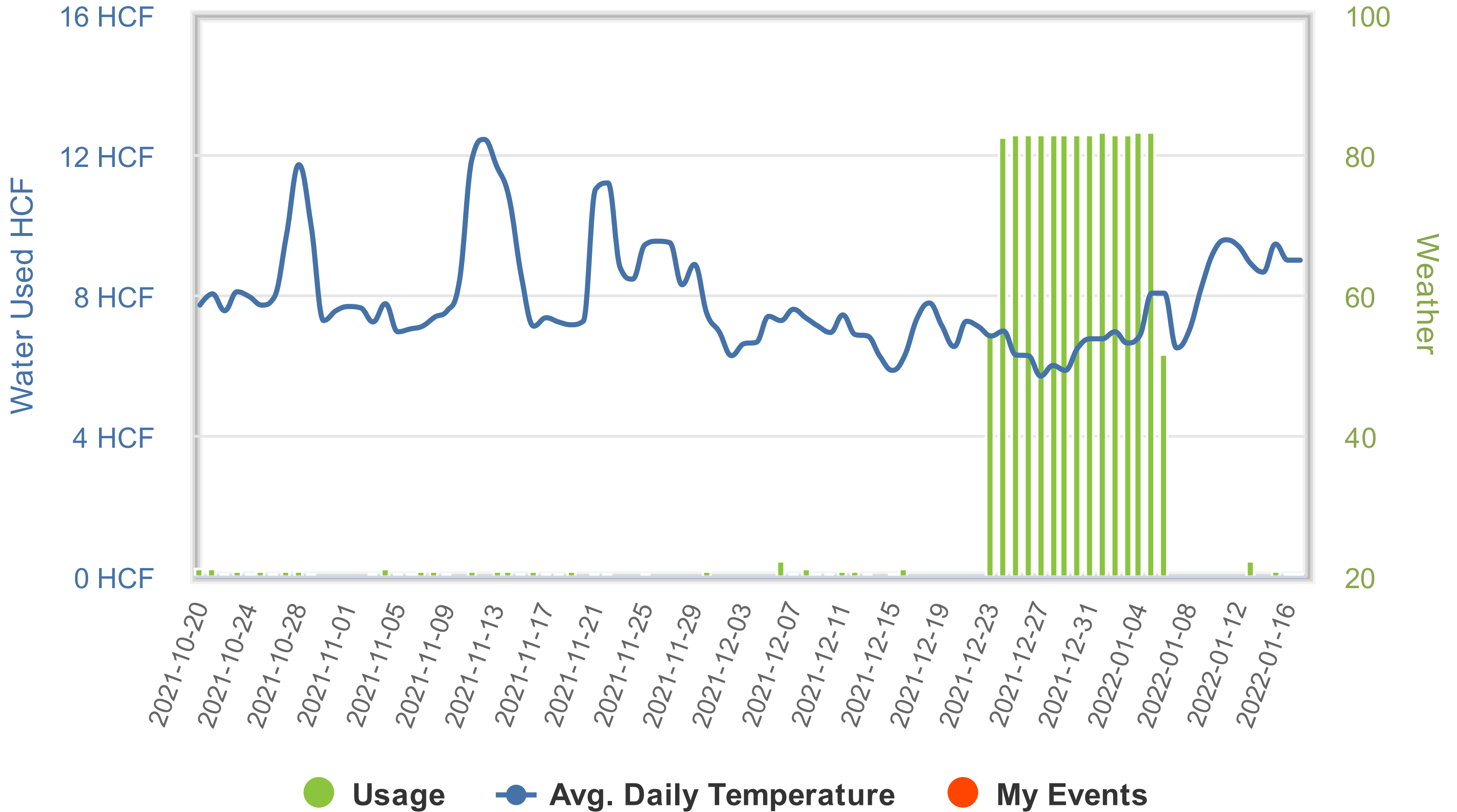
**>> Please verify all links and attachments before opening them! <<**

# Daily Usage Chart

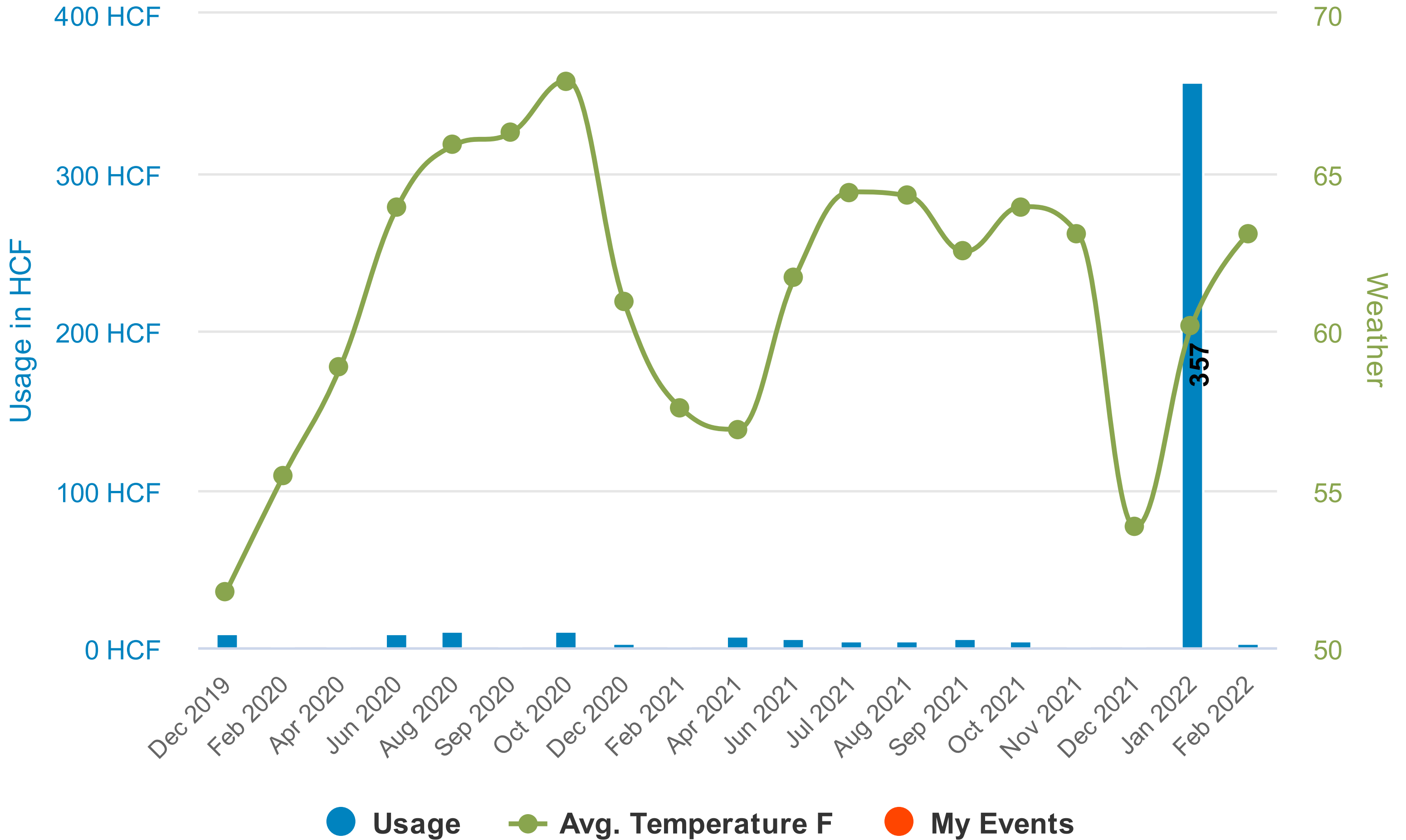
For the period of December 20, 2021 - January 17, 2022  
Meter ID: 10262238



**Daily Usage Chart**  
For the period of **October 20, 2021 - January 17, 2022**  
Meter ID: **10262238**



# Water Usage



# State Water Project Multi-Year Transfer Program with San Geronio Pass Water Agency (SGPWA)

Jennifer Tribo

Senior Management Analyst

Water Commission Meeting

February 22, 2022

# Background

1963

- Ventura County Flood Control District (VCFCD) 20,000 AF agreement

1970

- VCFCD assigned allocation to Casitas Municipal Water District (Casitas)

1971

- City agreement with Casitas for 10,000 AF
- Casitas allocation of 5,000 AF
- United Water Conservation District (United) allocation of 5,000 AF (1,850 AF leased to Port Hueneme Water Agency and 3,150 AF remaining for United)



# State Water Project Fixed Costs

- 2021 DWR costs to maintain entitlement
  - Total = \$1.7 million
  - Reimbursable (“T-invoice”) = \$1.63 Million
- 2022 projected DWR costs to maintain entitlement
  - Total = \$2.35 million
  - Reimbursable (“T-invoice”) = \$2.27 Million
- Future Cost Estimates (2023-2035)
  - Total = \$2.6 - \$3.05 Million
  - Reimbursable (“T-invoice”) = \$2.3 – \$2.75 Million

# History of Recent SWP Transactions

Annual Allocation Period	State Water Allocation to Ventura (AF)	Transaction	Party	Acre Feet	Money Received	Cost per acre foot	Return Water owed (AF)	Eligible Return Period	Carryover in San Luis Reservoir (AF)
2018	3,500	Exchange	SGPWA	3,500	\$1,499,648	\$428	1,400	2019 - 2028	
2019	7,500	Exchange	SGPWA	1,350	\$440,000	\$326	675	2020 -2029	
		Transfer	United	4,625	\$247,310	\$53	NA	NA	
		Carryover	DWR	1,525	NA	NA			1,525
2020	2,000	Transfer of Carryover	United	1,000	\$53,470	\$53	NA	NA	525
		Exchange	SGPWA	2,000	\$1,200,000	\$600	500	2021-2030	
2021	500	Transfer of Carryover	United	525	\$27,825	\$53			0
		Transfer	SGPWA	500	\$300,000	\$600	NA	NA	
<b>Summary</b>					\$3,768,253		2,575		0

- The Water Management Amendment to the State Water Contract took effect February 28, 2021.
  - Allows transfers of SWP water not subject to exchange ratios.
  - Allows multi-year agreements.
  - Terms of compensation negotiated by contractors.

- 20-year term split into three phases
- Phase I (2022)
  - SGPWA will receive City’s entire Table A allocation in return for paying one half of the City’s fixed costs. The City’s projected costs for 2022 are \$2.27 million.
- Phase II (2023 – completion of SWP Interconnection Project)
  - SGPWA will receive City’s entire Table A allocation.
  - SGPWA will pay one hundred percent of the City’s fixed costs estimated at \$2.3 - \$2.75M.
- Phase III (completion of SWP Interconnection Project - 2042)
  - SGPWA will pay 60 percent of the City’s fixed costs identified on the “T Invoice” issued by DWR.
  - The City retains the right to up to 2,000 AF of SWP Table A water as allocated by DWR.

# Additional terms of Multi-Year Transfer

- The City will retain its share of Article 21 Water, which can be used by other Ventura County Agencies.
- If the SWP allocation is in excess of SGPWA's capacity to receive it, then Ventura County Agencies will be given first right of refusal to purchase the water at a market price determined by SGPWA.

- The Outstanding Exchange Obligation (OEO) of 2,575 AF will be extended through 2042.
- The City will have the ability to pause the agreement under specified circumstances.
- The City and SGPWA can each request termination of the agreement under specified circumstances.

- The City accumulated 2,575 AF of return water due to DWR rules prior to the enactment of the Water Management Amendments.
- This Agreement would extend the return period for the water through 2042 with DWR approval.
- Any return water not delivered by 2042 will be forgiven.
- SGPWA will make a minimum of 750 AF of return water available each year once the City's SWP Interconnection Pipeline is operational.
- Once the return water balance falls below 1,000 AF, the City and SGPWA will develop a storage program to benefit both parties.

# Provisions to Pause the Agreement

- Ventura can request a 1 year pause to the agreement if its water supply projections fall below 2020 UWMP projections resulting in a difference between supply and demand of 10 percent or less.
- Ventura must provide one year's notice of its request to pause the agreement and SGPWA will have no financial obligations to Ventura during the time the agreement is paused.
- If a pause continues for a period of more than two years, then SGPWA will have the right to terminate the Agreement and return water obligations will be deemed fulfilled.



# Provisions to Terminate the Agreement

- If the City's water supplies fall below 2020 UWMP projections resulting in a difference between supply and demand of 10 percent or less for more than 1 year, then the City can request to terminate the Agreement.
- SGPWA and Ventura will meet and confer in good faith for 180 days to discuss the effects of the proposed termination and consider alternatives to termination.
- If the SWP allocations for both of the two years preceeding termination were less than 30 percent, then Ventura will repay SGPWA the payments received in those two years.
- If the City terminates the Agreement, then return water obligations will be deemed fulfilled.
- SGPWA may terminate the agreement with one year's notice following three consecutive years when the SWP allocation is below 30%.

# Estimated Water Quality Benefits

- City staff estimate that approximately 1,300 AFY will be needed to blend with groundwater to meet water quality goals for Total Dissolved Solids (TDS), and up to 1,500 AFY during extended drought conditions.
- Water Quality Goal < 1,000 mg/L Total Dissolved Solids
- Expected Blend Ratio
  - 60-70% water from Santa Paula Basin
  - 30-40% SWP water

# Next Steps

- Water Commission consideration of the multi-year transfer.
- Staff will use the attached Term Sheet to develop an Agreement
- Agreement will go to City Council and SGPWA Board for approvals.
- The Agreement will also be reviewed by the Ventura County Board of Supervisors.
- Agreement will be reviewed and approved by DWR.
- The final Agreement will be between DWR and the State Water Contractor for Ventura County.

Staff requests that the Water Commission make a recommendation to City Council to authorize a multi-year transfer of the City's State Water Project Table A Allocation with San Geronio Pass Water Agency.

Questions?

# 2022 Comprehensive Water Resources Report Discussion

Monica Noeng  
Management Analyst II

Water Commission Meeting  
February 22, 2022



- Annual analysis of water supply and demand.
- Standardized method to estimate water demands for development projects.
- Establishes whether a water shortage exists, and, if so, what shortage Stage is recommended, per the 2020 Water Shortage Event Contingency Plan (WSECP).

- Land Use
- Water Demands
- Water Supplies
- Programs and Policies
- Comparison of Supply and Demands



# Baseline Demand

<b>Table 3-3</b>				
<b>Historical Annual Water Consumption</b>				
<b>Calendar Year</b>	<b>Consumption <sup>[1]</sup> (AF)</b>	<b>Averages, AFY<sup>[2]</sup></b>		
		<b>3-year</b>	<b>5-year</b>	<b>10-year</b>
2011	16,550		16,693	15,362
2012	18,004			
2013	17,723			
2014	16,995			
2015	14,194			
2016	14,262		14,030	
2017	13,973			
2018	14,211			
2019	13,575	13,972		
2020	14,130			

# Calculation of Water Demand Impact

Water Demand Factor Classification	Quantity <sup>[1]</sup>		Estimated Future Water Demand			Casitas Quantity		Estimated Future Water Demand (within Casitas Boundary)				
Single-Family	355	du	104,370	gpd	117	AFY	0	du	0	gpd	0	AFY
Multi-Family	2,382	du	497,838	gpd	557	AFY	1,420	du	296,780	gpd	332	AFY
Non-Residential	306.6	ksf	51,779	gpd	58	AFY	45.9	ksf	7,142	gpd	8	AFY
Self-Storage	0	acre	0	gpd	0	AFY	0.0	ac	0	gpd	0	AFY
Assisted Living	0	bed	0	gpd	0	AFY	0	bed	0	gpd	0	AFY
Hotel w/ Restaurant	125	room	21,500	gpd	24	AFY	0	room	0	gpd	0	AFY
Hotel/motel (no restaurant)	0	room	0	gpd	0	AFY	0	room	0	gpd	0	AFY
Park/Golf Course	2.90	ac	4,988	gpd	6	AFY	0.5	ac	860	gpd	1	AFY
School	0	student	0	gpd	0	AFY	0	bed	0	gpd	0	AFY
PROJ-5810 Ventura Botanical Gardens <sup>[2][3]</sup>	-		119,627	gpd	134	AFY	-		119,627	gpd	134	AFY
PROJ-11236 Mobile Gas <sup>[4]</sup>	-		2,196	gpd	2.46	AFY	-		-		0	AFY
<b>Total</b>			<b>802,093</b>	<b>gpd</b>	<b>898</b>	<b>AFY</b>			<b>424,052</b>	<b>gpd</b>	<b>475</b>	<b>AFY</b>

# Projected Water Demands

**Table 3-6: Projected Water Demand Growth per Absorption Rate from 2021 CWRR**

<b>Year</b>	<b>Demand Allocation<sup>[1]</sup> (AFY)</b>	<b>Population Growth<sup>[2]</sup></b>	<b>Projected Water Demand<sup>[3]</sup> (AFY)</b>
Baseline Demand			<b>14,030</b>
2021	179.6		14,210
2022	179.6		14,389
2023	179.6		14,569
2024	179.6		14,748
2025	179.6		14,928
2026		0.54%	15,009
2027		0.54%	15,091
2028		0.54%	15,173
2029		0.54%	15,256
2030		0.54%	15,339
<b>Totals</b>	<b>898</b>		

**Table 4-1 from 2021 CWRR**

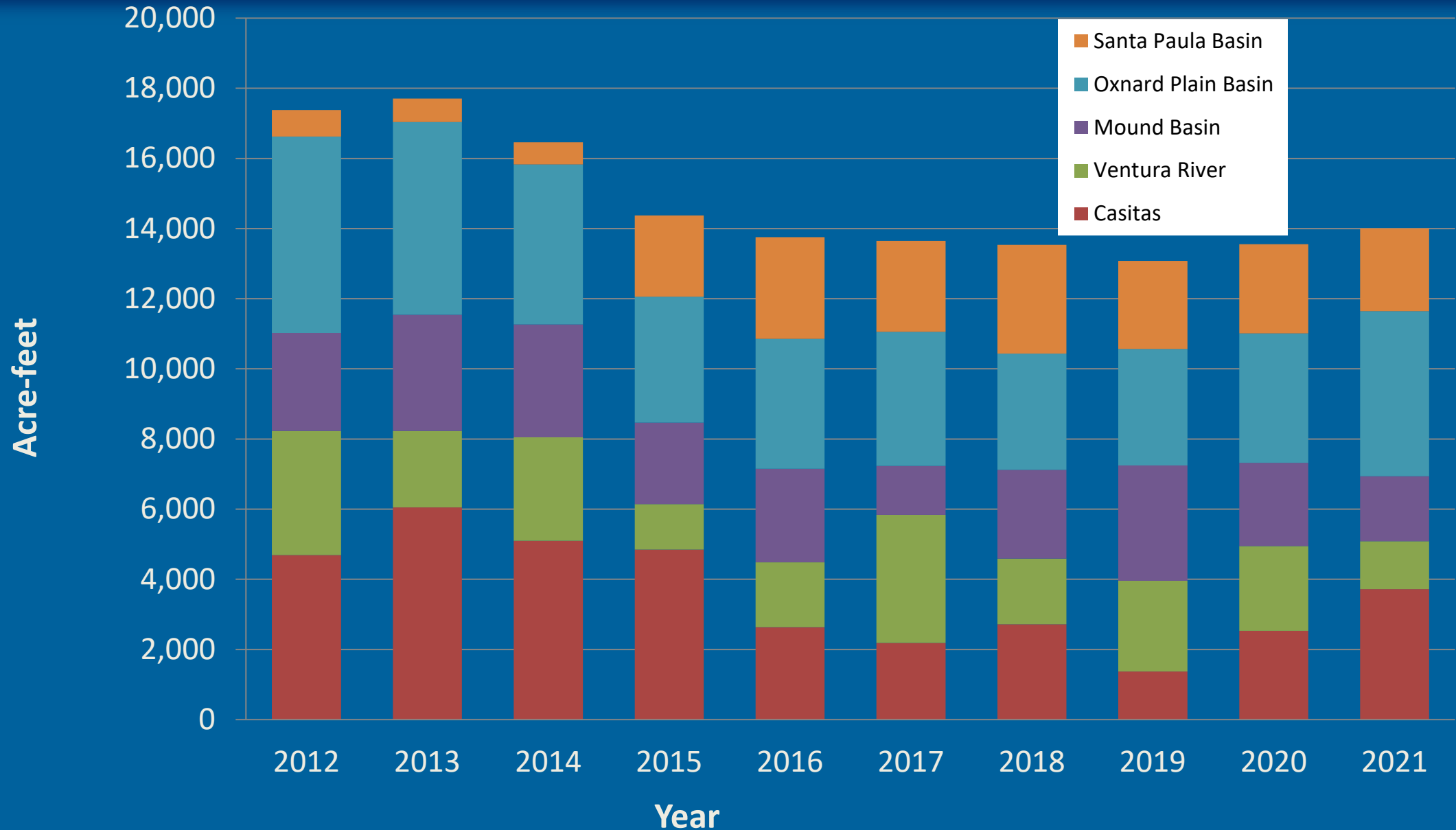
<b>Water Supply Source</b>	<b>Supply Capacity (AFY)</b>
Casitas Municipal Water District <sup>[1]</sup>	5,425
Ventura River / Foster Park	4,200
Mound Groundwater Basin	4,000
Oxnard Plain Groundwater Basin	5,304
Santa Paula Groundwater Basin <sup>[2]</sup>	3,000
City Acquired Water Rights <sup>[3]</sup>	41
Recycled Water	576
<b>TOTAL</b>	<b>22,546 AF</b>

# Projected Water Supply

**Table 4-3 from 2021 CWRR**

Water Supply Source	Existing	Existing	Future	
	Supply Capacity	2021 Supply Drought Impact (AF)	2022 Supply Drought Impact (AF)	2023 Supply Drought Impact (AF)
Casitas Municipal Water District	5,425	3,798	3,864	3,369
Ventura River / Foster Park	4,200	736	1,298	1,298
Mound Groundwater Basin	4,000	3,270	4,000	4,000
Oxnard Plain Groundwater Basin	5,304	5,304	5,181	5,058
<u>Santa Paula Groundwater Basin</u>				
Original City Allocation	3,000	2,661	2,661	2,661
City Acquired Water Rights	41			
Recycled Water	576	576	576	576
<b>TOTAL</b>	<b>22,546</b>	<b>16,345</b>	<b>17,580</b>	<b>16,962</b>

# Production by Source: 2012 to 2021



- Updated 2020 WSECP requires comparison of supply and demand
- Table 4-1 of the 2020 WSECP indicates triggers/demand reduction goals.
- Current supply from Table 4-2 of the CWRR.
- Current demand from Table 3-6 of the CWRR.

Calculation:

$$\frac{\text{Current Supply} - \text{Current Demand}}{\text{Current Demand}} = \% \text{ surplus / deficit}$$

**A water shortage event is triggered if projected supplies are less than projected demand.**

# Proposed Updates to the 2022 CWRR

**Water Loss Factor:** Update based on CY 2021 preliminary water loss from draft State-required audit.

**Baseline Demand:** Utilize 5-year or 10-year average based on Water Commission direction.

**Water Supply Projections:** Provide near-term and long-term projections.

**Section 6:** Provide both near-term and long-term supply and demand projections.

**Shortage Stage Evaluation:** Update calculations to evaluate whether a water shortage exists.



- Draft 2022 CWRR – March 22, 2022 Water Commission meeting.
- Comments on Draft 2022 CWRR due – TBD.
- Discussion of comment matrix and Final Draft 2022 CWRR – April 26, 2022 Water Commission meeting.
- Final 2022 CWRR to the City Council – May/June 2022.

Receive this written report and an oral presentation on the development of the 2022 Comprehensive Water Resources Report (CWRR).

Questions?