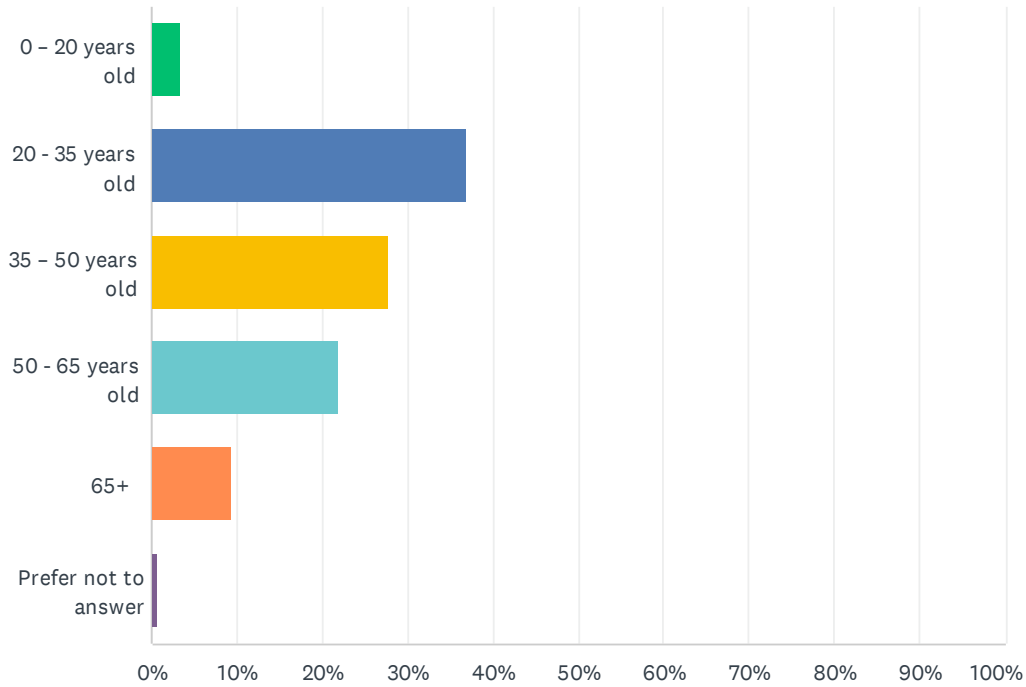


Q1 What is your age?

Answered: 11,231 Skipped: 22

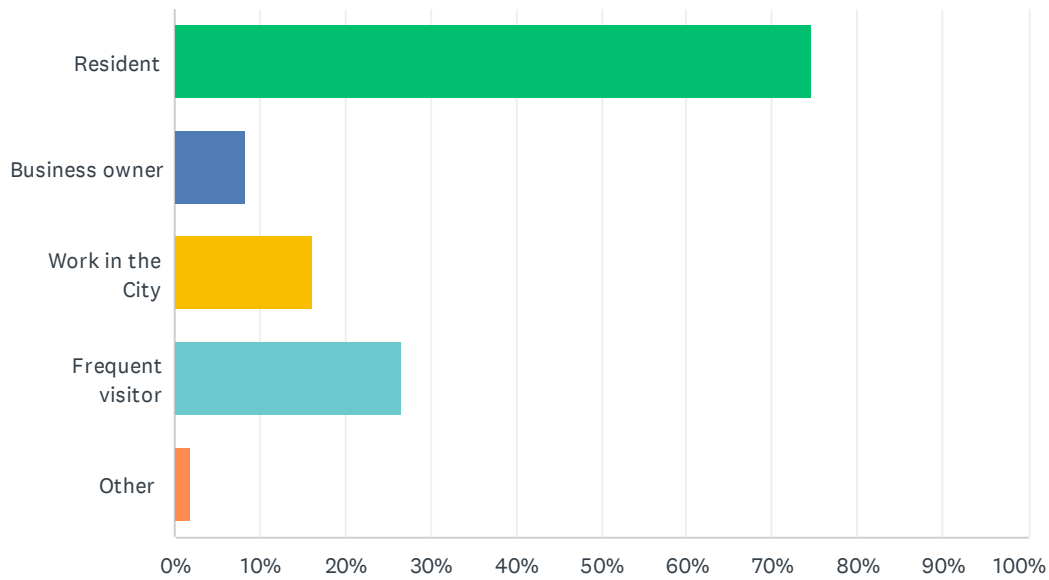


| ANSWER CHOICES | RESPONSES | |
|----------------------|-----------|---------------|
| 0 - 20 years old | 3.49% | 392 |
| 20 - 35 years old | 36.80% | 4,133 |
| 35 - 50 years old | 27.80% | 3,122 |
| 50 - 65 years old | 21.92% | 2,462 |
| 65+ | 9.28% | 1,042 |
| Prefer not to answer | 0.71% | 80 |
| TOTAL | | 11,231 |

Q2 How do you identify in the City of Ventura? (Check all that apply)

Answered: 11,229 Skipped: 24

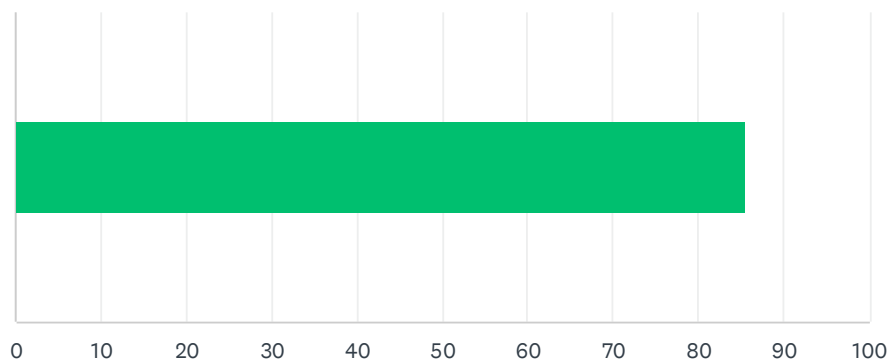
Future of Main Street - Downtown Ventura



| ANSWER CHOICES | RESPONSES | |
|---------------------------|-----------|-------|
| Resident | 74.66% | 8,384 |
| Business owner | 8.35% | 938 |
| Work in the City | 16.21% | 1,820 |
| Frequent visitor | 26.59% | 2,986 |
| Other | 2.02% | 227 |
| Total Respondents: 11,229 | | |

Q3 On a scale from 1 to 5 (1 being extremely dissatisfied and 5 being extremely satisfied), how much do you like Main Street Moves in Downtown Ventura.

Answered: 11,175 Skipped: 78



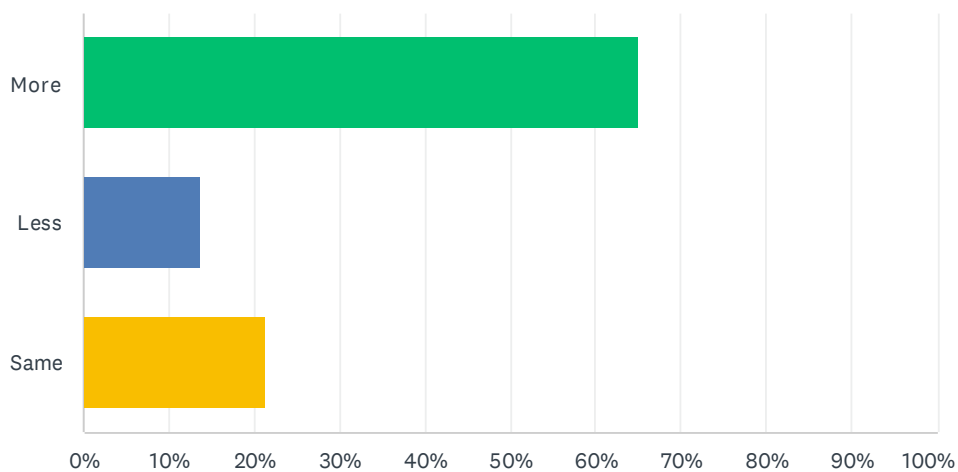
Future of Main Street - Downtown Ventura

| ANSWER CHOICES | AVERAGE NUMBER | TOTAL NUMBER | RESPONSES |
|---------------------------|----------------|--------------|-----------|
| | 85 | 954,851 | 11,175 |
| Total Respondents: 11,175 | | | |

| BASIC STATISTICS | | | | | |
|------------------|---------|--------|-------|--------------------|--|
| MINIMUM | MAXIMUM | MEDIAN | MEAN | STANDARD DEVIATION | |
| 0.00 | 100.00 | 100.00 | 85.45 | 25.87 | |

Q4 Do you frequent Downtown Ventura more or less since the Main Street Moves closure?

Answered: 11,216 Skipped: 37

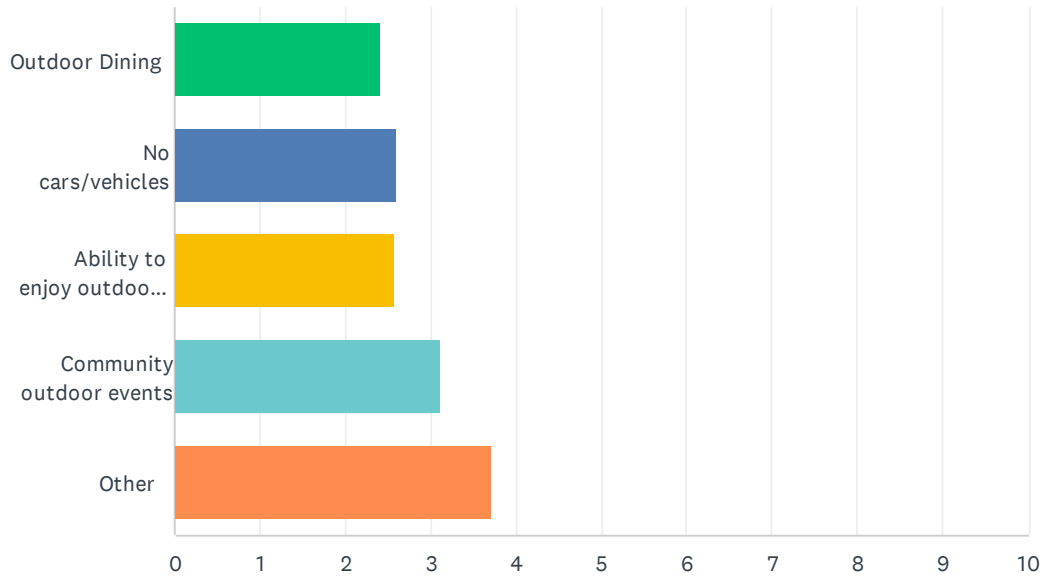


| ANSWER CHOICES | RESPONSES |
|----------------|--------------|
| More | 65.12% 7,304 |
| Less | 13.61% 1,527 |
| Same | 21.26% 2,385 |
| TOTAL | 11,216 |

Q5 What part of Main Street Moves do you like the most? (rank 1 -5, 1 being the least, 5 being the most)

Answered: 11,158 Skipped: 95

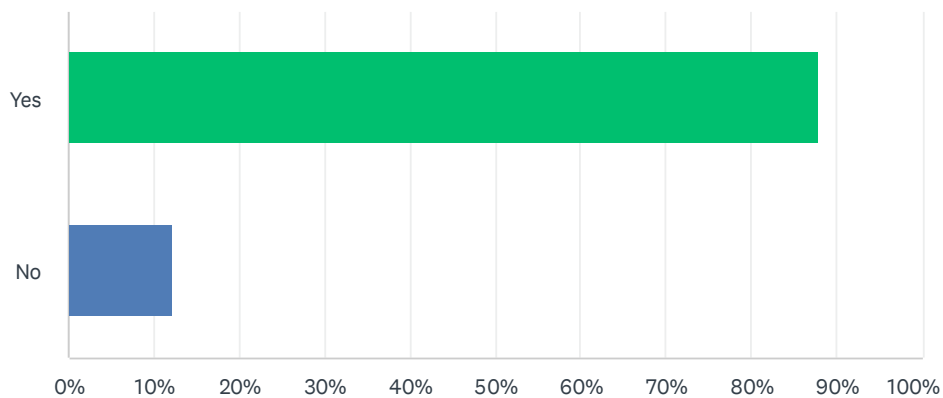
Future of Main Street - Downtown Ventura



| | 1 | 2 | 3 | 4 | 5 | TOTAL | SCORE |
|--------------------------------|-----------------|-----------------|-----------------|-----------------|-----------------|-------|-------|
| Outdoor Dining | 11.65% 1,034 | 11.56% 1,026 | 17.75% 1,575 | 22.99% 2,040 | 36.05% 3,199 | 8,874 | 2.40 |
| No cars/vehicles | 12.78% 1,146 | 15.96% 1,431 | 19.42% 1,741 | 23.23% 2,083 | 28.62% 2,566 | 8,967 | 2.61 |
| Ability to enjoy outdoor space | 4.61% 416 | 13.80% 1,246 | 35.68% 3,221 | 25.96% 2,344 | 19.95% 1,801 | 9,028 | 2.57 |
| Community outdoor events | 6.80% 627 | 41.32% 3,810 | 19.39% 1,788 | 21.42% 1,975 | 11.06% 1,020 | 9,220 | 3.11 |
| Other | 60.20% 4,160 | 6.18% 427 | 3.92% 271 | 3.92% 271 | 25.77% 1,781 | 6,910 | 3.71 |

Q6 Do you want to see Main Street stay closed to all vehicle traffic permanently?

Answered: 11,216 Skipped: 37

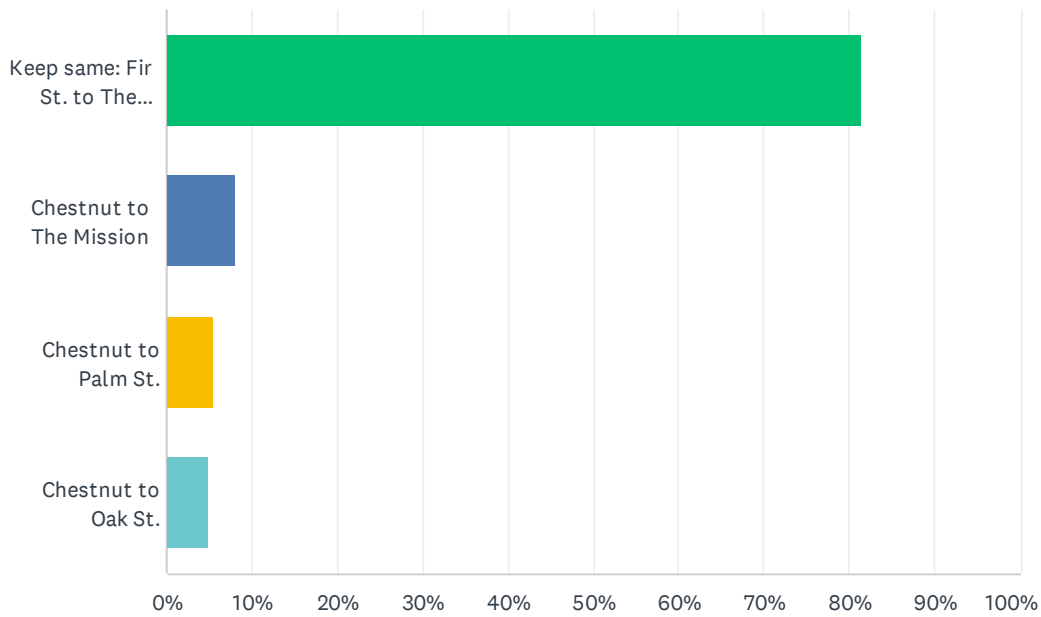


Future of Main Street - Downtown Ventura

| ANSWER CHOICES | RESPONSES | |
|----------------|-----------|--------|
| Yes | 87.81% | 9,849 |
| No | 12.19% | 1,367 |
| TOTAL | | 11,216 |

Q7 What city blocks on Main Street would you like to be closed to vehicle traffic?

Answered: 10,760 Skipped: 493

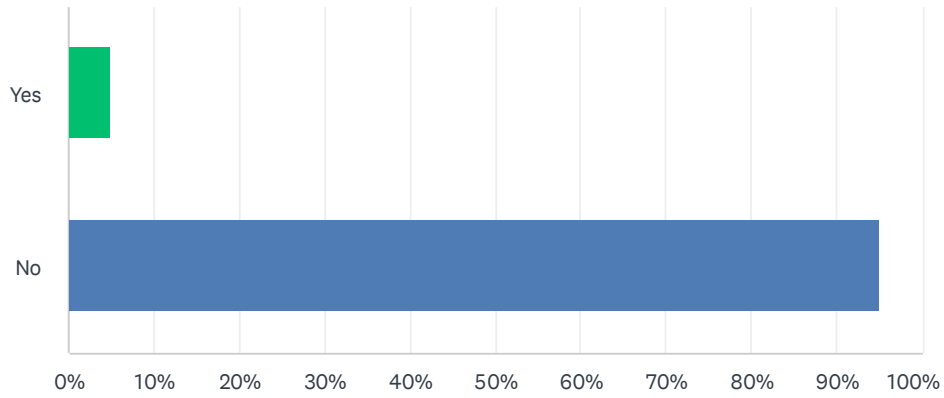


| ANSWER CHOICES | RESPONSES | |
|-----------------------------------|-----------|--------|
| Keep same: Fir St. to The Mission | 81.49% | 8,768 |
| Chestnut to The Mission | 8.08% | 869 |
| Chestnut to Palm St. | 5.61% | 604 |
| Chestnut to Oak St. | 4.82% | 519 |
| TOTAL | | 10,760 |

Q8 Do you use the bus system in downtown Ventura?

Answered: 11,219 Skipped: 34

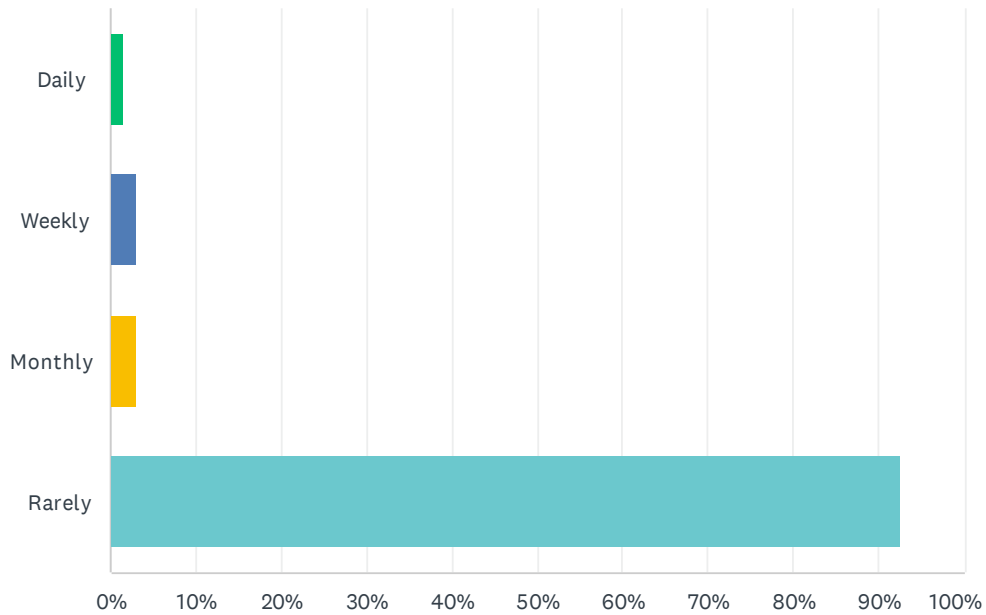
Future of Main Street - Downtown Ventura



| ANSWER CHOICES | RESPONSES | |
|----------------|-----------|--------|
| Yes | 4.92% | 552 |
| No | 95.08% | 10,667 |
| TOTAL | | 11,219 |

Q9 If you answered yes, how often do you use the bus system in downtown Ventura?

Answered: 5,610 Skipped: 5,643

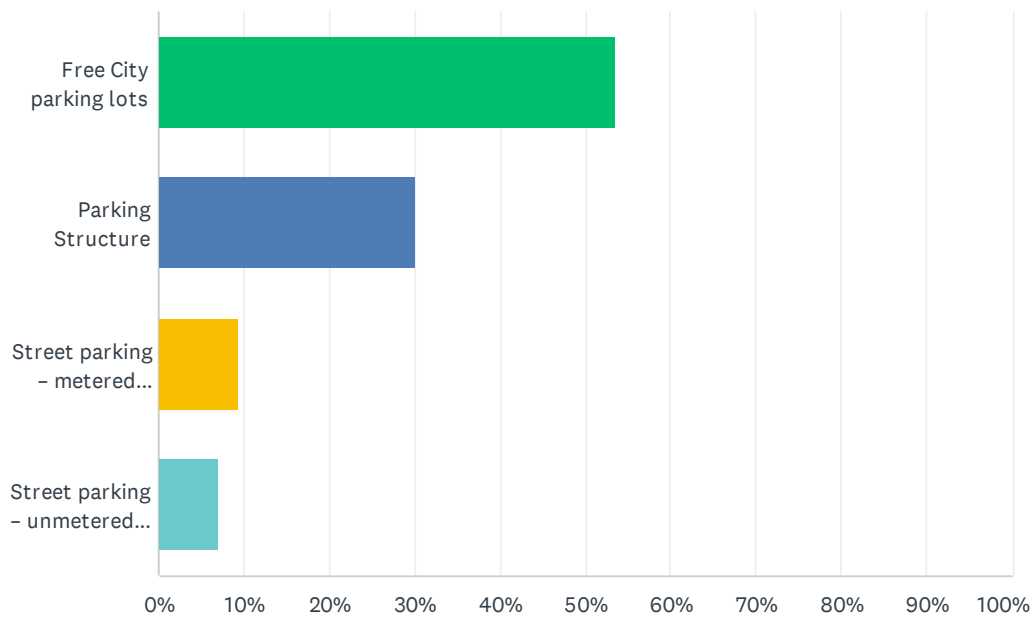


Future of Main Street - Downtown Ventura

| ANSWER CHOICES | RESPONSES | |
|----------------|-----------|-------|
| Daily | 1.57% | 88 |
| Weekly | 2.94% | 165 |
| Monthly | 2.89% | 162 |
| Rarely | 92.60% | 5,195 |
| TOTAL | | 5,610 |

Q10 When parking downtown, where do you park?

Answered: 11,195 Skipped: 58

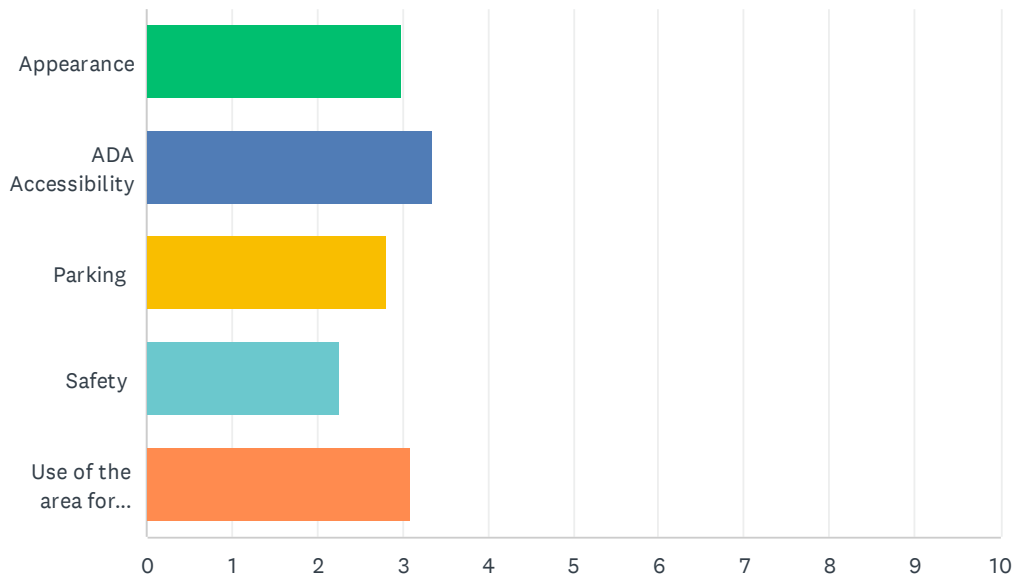


| ANSWER CHOICES | RESPONSES | |
|------------------------------------|-----------|--------|
| Free City parking lots | 53.60% | 6,001 |
| Parking Structure | 30.01% | 3,360 |
| Street parking – metered parking | 9.33% | 1,044 |
| Street parking – unmetered parking | 7.06% | 790 |
| TOTAL | | 11,195 |

Q11 How important are these issues to you? (rank 1-5, 1 being the least important and 5 being the most important)

Answered: 11,102 Skipped: 151

Future of Main Street - Downtown Ventura

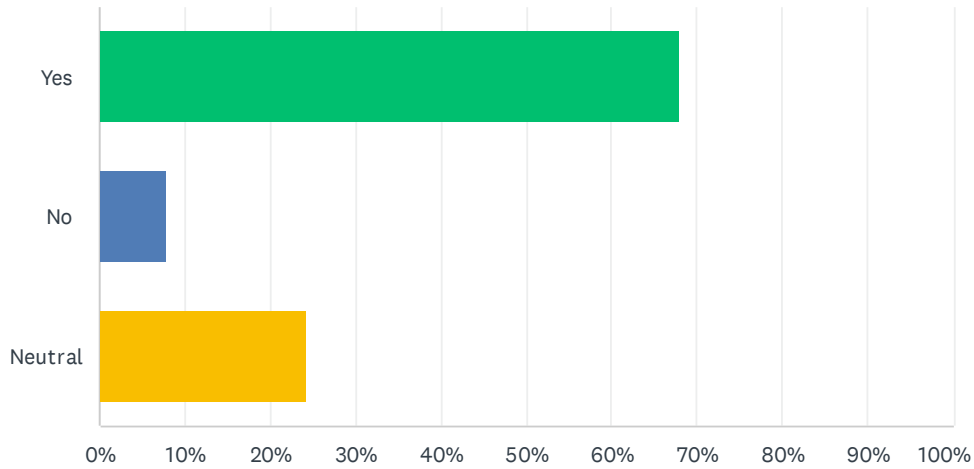


| | 1 | 2 | 3 | 4 | 5 | TOTAL | SCORE |
|--------------------------------------|-----------------|-----------------|-----------------|-----------------|-----------------|-------|-------|
| Appearance | 17.55% 1,582 | 19.76% 1,782 | 23.14% 2,086 | 22.09% 1,992 | 17.46% 1,574 | 9,016 | 2.98 |
| ADA Accessibility | 26.35% 2,358 | 24.35% 2,179 | 19.62% 1,756 | 16.78% 1,502 | 12.91% 1,155 | 8,950 | 3.34 |
| Parking | 11.88% 1,110 | 18.95% 1,771 | 25.51% 2,384 | 25.82% 2,413 | 17.84% 1,667 | 9,345 | 2.81 |
| Safety | 10.79% 1,051 | 10.29% 1,003 | 15.30% 1,491 | 20.00% 1,949 | 43.61% 4,249 | 9,743 | 2.25 |
| Use of the area for community events | 25.87% 2,479 | 19.66% 1,884 | 16.12% 1,545 | 15.68% 1,502 | 22.67% 2,172 | 9,582 | 3.10 |

Q12 If Main Street remains closed to traffic, would you like to see the farmers market hosted there instead of its current location?

Answered: 11,207 Skipped: 46

Future of Main Street - Downtown Ventura



| ANSWER CHOICES | RESPONSES |
|----------------|--------------|
| Yes | 67.93% 7,613 |
| No | 7.80% 874 |
| Neutral | 24.27% 2,720 |
| TOTAL | 11,207 |

Q13 If parts of Main Street were to remain closed permanently, are there any enhancements you would like to see?

Answered: 7,539 Skipped: 3,714

Q14 Do you have any other comments on the future of Main Street in Downtown Ventura?

Answered: 6,242 Skipped: 5,011